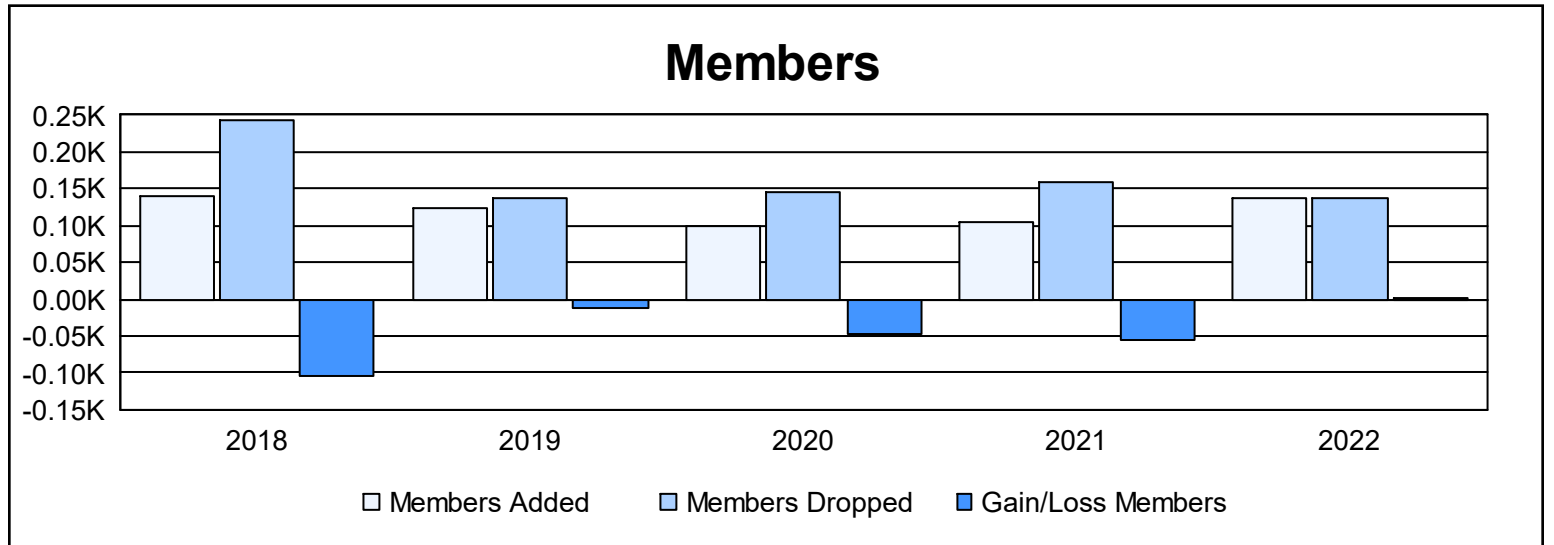
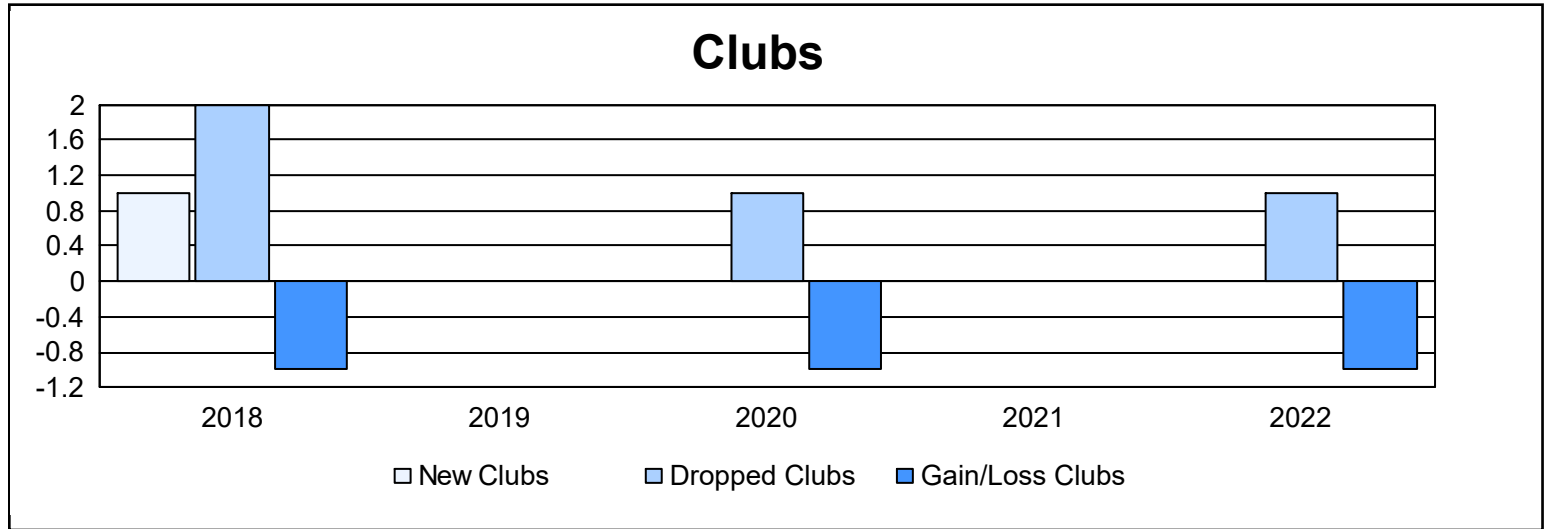
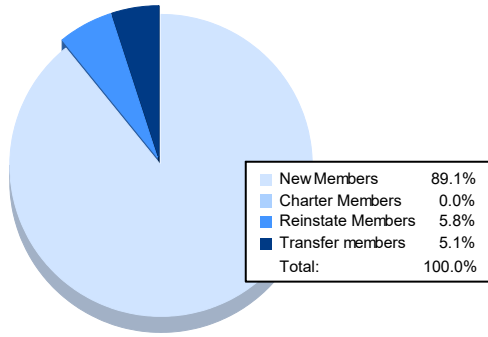


Year	New Clubs	Dropped Clubs	Gain/ Loss Clubs	New Members	Charter Members	Reinstate Members	Transfer Members	Total Member Added	Total Members Dropped	Gain/ Loss Members
2017-2018	1	2	-1	98	24	11	7	140	243	-103
2018-2019	0	0	0	114	0	6	5	125	138	-13
2019-2020	0	1	-1	85	2	7	6	100	146	-46
2020-2021	0	0	0	84	0	15	5	104	159	-55
2021-2022	0	1	-1	122	0	8	7	137	136	1
<b>Average</b>	<b>0</b>	<b>1</b>	<b>-1</b>	<b>101</b>	<b>5</b>	<b>9</b>	<b>6</b>	<b>121</b>	<b>164</b>	<b>-43</b>



### Membership Composition June 2022 Cumulative



### Gender Composition June 2022 Cumulative

